

murdock

OUTDOOR PRODUCTS

BOTTLE FILLERS, HAND WASHING, DRINKING
FOUNTAINS, PET FOUNTAINS, & SHOWERS



Outdoor All-In-One
Wash-N-Go® Drinking
Fountain, Bottle Filler,
and Hand Washing Station
MODEL NO. GWQ84



MODEL NO. M-OBF4-PF



MODEL NO. GRM45-PF



MODEL NO. M-C76B-PF

 MORRIS GROUP INTERNATIONAL

WWW.MORRISGROUPINT.COM

Table of Contents

Custom Colors, Logos and Graphics	3
Cast Iron Products	4-10
Unique Series	11
Outdoor Bottle Fillers and Hand Washing Stations	12-13
Pet Fountains	14-17
Fabricated Stainless Steel Contemporary Drinking Fountains	17-21
Concrete Contemporary Drinking Fountains	22-23
Pool and Beach Showers	24-25
Special Applications.....	26
SafeWater®	27



Since 1853, Murdock® Manufacturing has been a benchmark in the water industry. As early as 1858, while most people were drawing water from common wells, Murdock was manufacturing and installing frost-free water hydrants throughout the Midwest.

For the Murdock story, visit www.murdockmfg.com

Outdoor

BOTTLE FILLERS, DRINKING FOUNTAINS & PET FOUNTAINS

Murdock® Outdoor Bottle Fillers, Drinking Fountains and Pet Fountains include classic and modern styles constructed from durable materials like cast iron, stainless steel, brass and concrete.

With an array of options in body style, number of stations, custom colors, logos, graphics and finishes, our outdoor hydration stations can be customized to suit parks, golf courses, sports fields and more.



Customized
MODEL NO. GYV34



Customized
MODEL NO. GYM74



Customized
MODEL NO. GYQ84

CUSTOM COLORS, LOGOS & GRAPHICS

Looking for a specific color to match an existing wall or team color? No problem.

Murdock has the unique ability to match all Drinking Fountains and Bottle Fillers to any Pantone® color swatch.



Customized MODEL NO. M-OBR4-GRD



Customized
MODEL NO. GSJ95



Customized
MODEL NO. GRF35

Commercial branding and logos

Enhance your brand with Murdock® hydration stations customized with your company logo! We have the ability to match any Murdock Drinking Fountain and Bottle Filler with all signature brands, graphic designs and logos.

Classic Design Series

Year-Round Freeze-Resistant

Our Classic Series is based on original Murdock® fountain construction. With its distinctive, tulip filigree-style pedestal and brass polished bowl and bubbler, this popular design affords beauty and durability that lasts a lifetime.

Our original M-1776 Old Style fountain is still pedal-operated and is as reliable as it was over a century ago. The rest of the classic series now includes fountains with pushbutton activation and other updated features. Constructed of heavy-duty gray iron and brass, these fountains are the perfect addition to any theme or historic setting.



M-C76C Single Height

- 19th century old style design
- One bowl, single arm combination
- Beautiful and accessible
- Available in freeze-resistant model (M-C76A-FRU1)





M-C76B
Barrier-Free,
Dual Height



M-C76A
Barrier-Free,
Single Height



M-1776
Single Height with
Foot Pedal



M-C76B-PF
Barrier-Free,
Dual Height,
Pushbutton
Pet Fountain



Architectural Series

Seasonal

Murdock's Architectural Series of fountains are the industry standard in providing drinking fountain accessibility for everyone. All models in this series are ADA compliant.

Architectural Series fountains are constructed with solid brass bowls and a heavy cast iron body and base. Heavy-duty construction ensures durability and field-serviceable components are easily accessible. All inner parts are removable for convenient above-grade maintenance.

All models in this series feature pushbutton operation and can be made freeze-resistant by adding -FRU after the desired model number.



M-43A
Barrier-Free,
Single Height





M-53W
Barrier-Free, Single Height,
Wall-Mounted Drinking
Fountain



M-43A-PF
Barrier-Free, Single
Height, Pushbutton Pet
Fountain

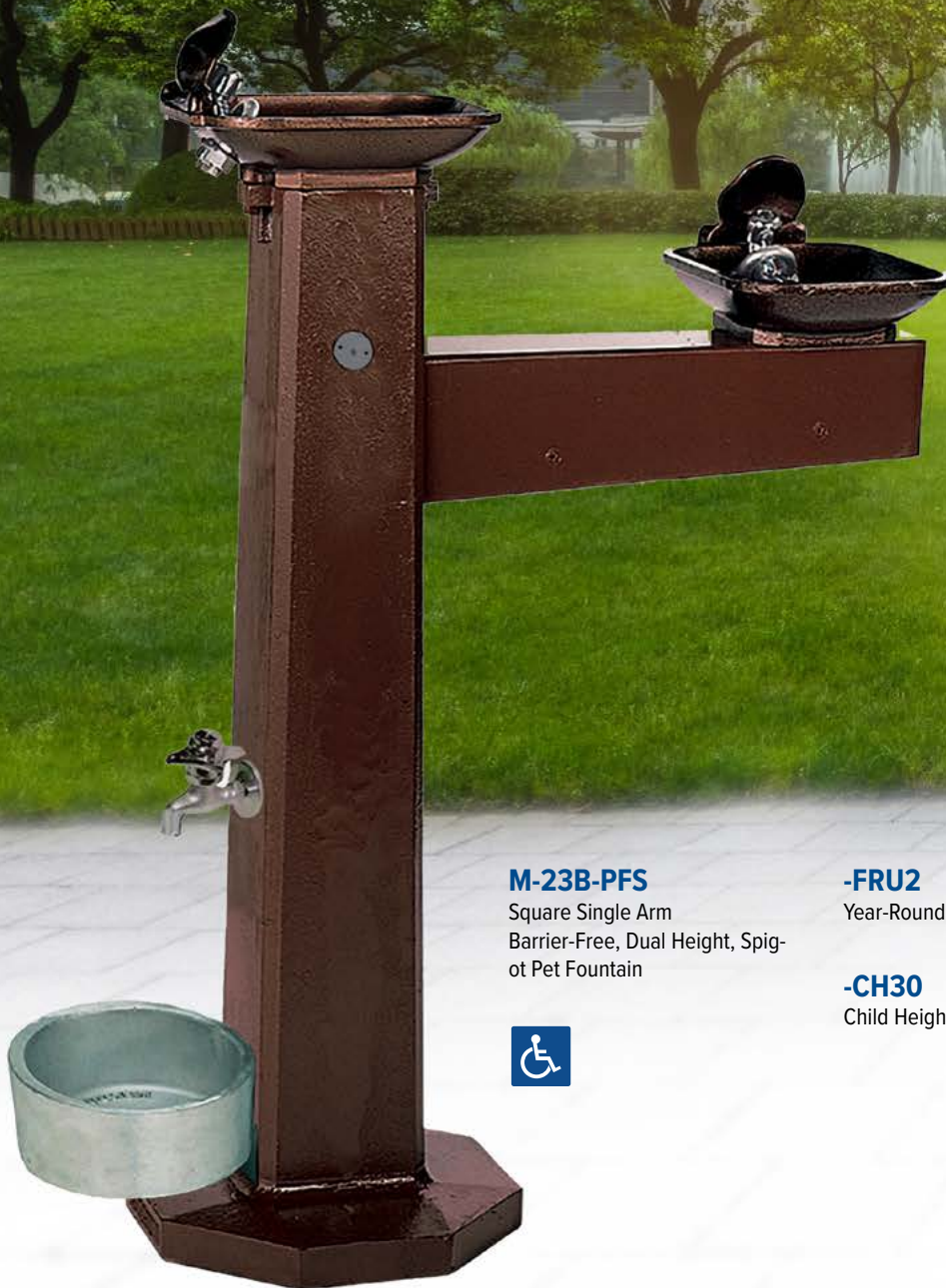


M-43A-CH30
Barrier-Free, Child and Adult
ADA Heights



Select **SERIES** Seasonal

The Select Series features design simplicity. Fountains are constructed from heavy duty cast iron bases and solid brass, powder coated bowls. The select series features a number of ADA compliant models for easy accessibility. Models in this series are available in brown, black and green.



M-23B-PFS

Square Single Arm
Barrier-Free, Dual Height, Spig-
ot Pet Fountain




-FRU2

Year-Round Freeze-Resistant

-CH30

Child Height (30" from grade to bubbler)



M-23C
Square Single Height

The M-23C fountain features a single square pedestal with octagonal base and square fountain bowl.

-FRU1
Year-Round Freeze-Resistant

-PFS
Spigot Pet Fountain

-JF1
Spigot Jug Filler

-JF2
Pushbutton Jug Filler

-CH30
Child Height (30" from grade to bubbler)

M-23B
Square Single Arm
Barrier-Free, Dual Height



This ADA compliant unit has one fountain bowl at standard height and a single arm with a fountain bowl. The fountains are operated by pushbutton controls.

-JF2
Pushbutton Jug Filler

-FRU2
Year-Round Freeze-Resistant

-CH30
Child Height (30" from grade to bubbler)



M-33W
Square Barrier-Free,
Wall Mount

-FRA1
Year-Round
Freeze Resistance



Shown with optional chrome bowls



Retro SERIES

Year-Round Freeze Resistance

Murdock® Retro Series models are the most durable line of fountains in the industry. Constructed of all brass parts and a stainless steel mainspring, their classic design and pedal operation complements any location in all four seasons. The control valve on Retro Series models is located below the frost line to provide anti-freezing functionality. All inner parts are removable for convenient, above-grade maintenance.


M-30

Octagonal Single Height with Foot Pedal

- Pedal operated
- Classic octagonal design
- Still in service after 100 years

-BFH

Double Ball Check Valve on Drain



M-34

Square Single Height with Foot Pedal

- Octagonal base
- Square pedestal and rectangular chrome-plated brass bowl
- Mouthguard and bubbler

-BFH

Double Ball Check Valve on Drain



M-40

Round Single Height with Foot Pedal

- Ruggedly simple
- Round bowl and slim pedestal
- Pedal operated
- Eco-friendly slim pedestal
- Pedal operated

-BFH

Double Ball Check Valve on Drain

Unique SERIES

Designs by Murdock®



The Oakwood, constructed of molded poly, has a scratch-resistant, powder coated brass bowl and mouthguard. All parts are color coordinated in a rich brown finish. Lightweight and easy to install.

For a distinctive fountain that stands out from the rest, look no further than Murdock's Unique Series. The M-OW, our Oakwood model, is specially designed to blend with natural landscapes.

M-OW1
Oakwood,
Molded Poly

-FRU1
Year-Round
Freeze-Resistant

Foot Pedal

Outdoor

BOTTLE FILLER SERIES

Murdock® Outdoor Bottle Fillers offer a fast and convenient method of obtaining drinking water, encouraging the use of refillable water bottles and reducing the waste associated with disposable water bottles. Models include standalone bottle fillers and units with built-in drinking fountains and pet fountains. A variety of standard colors and finishes are available. All GY Series bottle fillers have hidden mounting points for a clean look when installed. Custom graphics can be added to personalize any bottle filler.

MODEL NO. A171108X-BF2S

Vandal-Resistant Surface-Mounted Bottle Filler

- 8 GPH chiller
- Heavy Duty / Vandal Resistant
- Stainless steel or powder coat finish
- Touchless sensor or mechanical button operation
- Ideal for retrofit applications
- Easy filter replacement with drop-down door (Option - DD)



M-OBF4-PF

Pedestal Bottle Filler with Sensor/Pushbutton Shown with -PF Pet Fountain Receptor

- Constructed of durable stainless steel
- Touch-free sensor operation
- Laminar flow water supply eliminates splash
- Eco-friendly



M-OBFM4

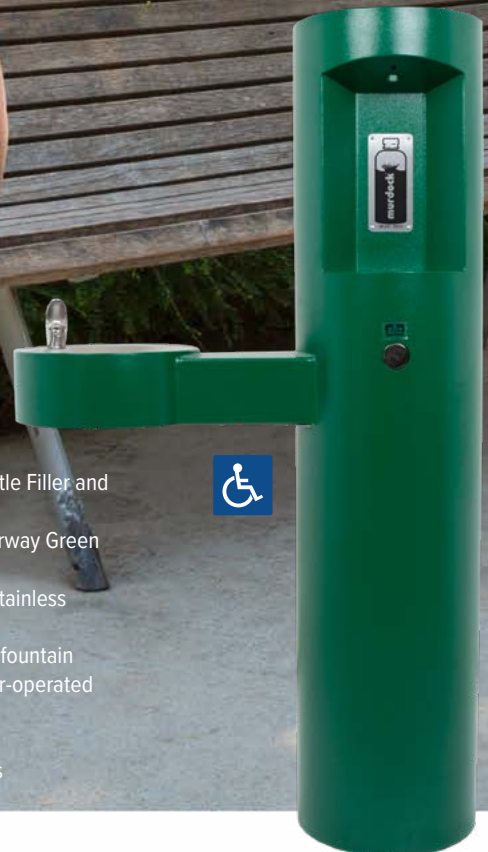
Pedestal Bottle Filler Pushbutton Only



GYM74

Pedestal Mounted Bottle Filler and Drinking Fountain Shown in Textured Fairway Green

- Pedestal-mounted, stainless steel construction
- Pushbutton drinking fountain
- Pushbutton or sensor-operated bottle filler
- ADA compliant
- Various color options



Outdoor

HAND WASHING

After more than 165 years in the drinking fountain business, Murdock Manufacturing brings its high standards to hand washing stations. Built with the same durable, stainless steel construction and featuring our stylish and contemporary pedestal design, the Wash-N-Go!® product line is will provide clean hands for decades to come.

MODEL NO. GWC75
Wall Mounted

- Ideal for small spaces



MODEL NO. GWJ85
Pedestal

- Modern design
- Optional pet fountain may be added



GWQ84
All-In-One

- Ideal for high-traffic locations
- Multi-functional

Pet Fountain

SERIES

Seasonal

Murdock now gives you a better reason to bring your pet along. Offered in a variety of styles, Murdock® pet water fountains are the smart choice where a thirsty pet can drink. Available in seasonal or year-round use models, they are made to withstand the test of time—even in dog years.



M-OBFR4 shown with
-PF Pet Fountain Receptor



M-OBF4-PF

Pedestal Bottle Filler
with Pet Fountain

- Pedestal-mounted, stainless steel construction
- Touch-free sensor operation
- Laminar flow water supply eliminates splash
- Eco-friendly



M-HH1

Horse Head Hydrant

- Freeze-resistant
- Constructed of heavy duty cast iron
- Hands-free foot pedal operation

M-C76B-PF (shown)
Barrier-Free, Dual Height, Push-button Pet Fountain

M-C76A-PF
Barrier-Free, Single Height, Pushbutton Pet Fountain



M-43A-PFS
Barrier-Free, Single Height, Push-button Fountain

-PFS
Spigot Pet Fountain

-PF-FRU2
Freeze Resistant, Pushbutton Pet Fountain



M-PS
Rectangular, Pushbutton Pet Shower

- Shower your pet in style
- 11 gauge stainless steel construction
- Multiple color options

Shown in Textured Fairway Green



GRM45-PF
Barrier-Free, Pedestal-Mounted Bi-Level Round Drinking Fountain with Pet Fountain

Shown with Textured Alpine Blue finish



Pet Fountain

SERIES

Seasonal

Customized graphics
available on many models.



GRF35-PF

Pedestal-Mounted Round
Steel Drinking Fountain
with Pet Fountain Receptor

- Round contemporary fountain
- Fountains are independently operated
- Multiple color options

Shown in Textured Alpine Blue. This round, contemporary fountain is also available in Textured Fairway Green, Textured Firehouse Red, All-Stainless Steel. Other colors are available at request. Fountains are operated with separate buttons.

M-PFS

Seasonal, Spigot Pet Fountain

- Spigot operated
- Perfect for standalone application



Contemporary

DRINKING FOUNTAIN SERIES

Basic

The Contemporary Drinking Fountain Series features a clean and simple design that complements most any location from the park to a downtown street.



GWA74

Wall-Mounted Drinking Fountain with Lever-Operated Valve

This round, wall-mounted stainless steel drinking fountain features a simple economical design and lever activation. Shown with -PT1 P-trap



GWB24

Wall-Mounted Drinking Fountain with Pushbutton Brass Bubbler

-PT1

P-trap, 1-1/4" OD

GWF55

Pedestal-Mounted Drinking Fountain with Lever-Operated Valve

Model GWF55 is a pedestal mounted, round drinking fountain that is economical and vandal resistant.

GWF65

Pedestal-Mounted Fountain with Pushbutton Bubbler



Contemporary

DRINKING FOUNTAIN SERIES

Round Steel

All of our Contemporary Drinking Fountains are designed with heavy 12 gauge stainless steel. Fountains can be provided in a satin stainless steel finish or powder coated in your choice of colors—Textured Fairway Green, Textured Firehouse Red, Textured Alpine Blue or other available colors (color options available on website). Stainless steel is the ideal material for outdoor drinking fountains because of its durability and corrosion resistance. Powder coating adds color that is durable and chip-resistant for a long-lasting finish.



GRF35

Pedestal-Mounted Round Drinking Fountain Shown in Textured Fairway Green



GRQ45

Barrier-Free, Tri-Level, Pedestal-Mounted Round Drinking Fountain Shown in Textured Fairway Green

-PF

Pet Fountain Receptor



GRT75-PF-RFS

Free-standing Pet Fountain

On-Ground, Wall-Mounted Pet Fountain Shown in Textured Fairway Green



M-OBR4-GRD

Barrier-Free Bi-Level Wall Mounted Round Drinking Fountain with Sensor/Pushbutton Recessed Bottle Filler
Shown in Textured Firehouse Red



GYE24

Wall Mount Bottle Filler with Angled Bi-Level Drink Fountain
Shown in Textured Fairway Green



GRE24

Barrier-Free, Wall Mount, Angled Bi-Level Drink Fountain
Shown in Stainless Steel



GRC75

Wall-Mounted, Round Drinking Fountain
Shown in Textured Alpine Blue

Stainless steel is the standard material for all Contemporary Series Fountains.

NOTE: All of our Contemporary Series Fountains can be ordered with SafeWater® (NP) or Freeze-Resistant options.



GRM45

Barrier-Free, Pedestal-Mounted Bi-Level Round Drinking Fountain

-PF

Pet Fountain Receptor



Contemporary

DRINKING FOUNTAIN SERIES

Square Steel

The GS Series features vandal-resistant fountains that offer a refreshing, attractive look for any location. All units feature 18 gauge, 304 stainless steel bowls mounted in heavy duty stainless steel receptors, arms, or pedestals.

In addition to the stainless steel finish, units can also be powder coated in: Textured Fairway Green, Textured Firehouse Red, Textured Alpine Blue or other available colors (color options available on website). Units are pushbutton activated with a lead-free stainless steel bubbler.



GSF55
Pedestal-Mounted Square
Drinking Fountain
Shown in Textured Fairway Green

-PF
Pet Fountain Receptor



GSC55
Square, Wall-Mounted
Drinking Fountain
Shown in Textured
Alpine Blue



GSJ95
Barrier-Free, Pedestal-Mounted Square
Drinking Fountain Shown in Textured
Alpine Blue

-PF
Pet Fountain Receptor





HOME
ELLER

M-OBR4-GSD
Barrier-Free Bi-Level Wall Mounted Square Drinking Fountain with Sensor/Pushbutton Recessed Bottle Filler Shown in Textured Firehouse Red



GSQ45
Barrier-free pedestal-mounted tri-level square drinking fountain Shown in Textured Fairway Green



-PF
Pet Fountain Receptor



GSE64-FG
Wall-mounted, vandal-resistant drinking fountain.

NOTE: All of our Contemporary Series Fountains can be ordered with SafeWater® (NP) or Freeze-Resistant options.

Contemporary CONCRETE SERIES

Round Concrete

Our Concrete Series Fountains offer an attractive and natural appearance for any environment. All concrete series fountains have 18 gauge, 304 stainless steel bowls built into concrete pedestals or arms. Each unit is operated by a self-closing button and features a non-squirt bubbler made from stainless steel.



GUF99-PF
Pet Fountain

Pedestal-mounted, vandal-resistant found drinking fountain with Pet Fountain Receptor Shown with Tan Aggregate



GUF99
Pedestal-mounted, vandal-resistant found drinking fountain, shown in Brown Aggregate

NOTE: All of our Contemporary Series Fountains can be ordered with SafeWater® (NP) or Freeze Resistance options.

Contemporary

CONCRETE SERIES

Square Concrete



GVC59

Barrier-Free, Wall-Mounted
Square Concrete Drinking Fountain
Shown in Tan Aggregate



GVQ89

Barrier-Free, Tri-Level, Pedestal- Mounted,
Square Concrete
Drinking Fountain
Shown in Brown Aggregate

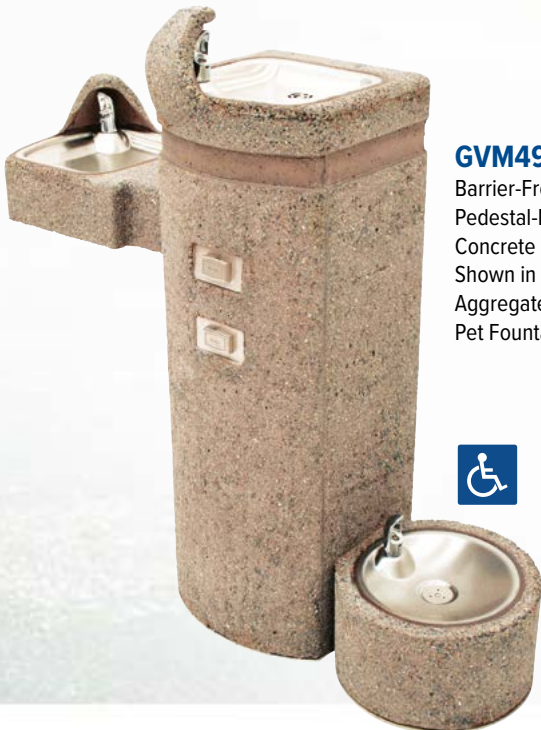


GVF19

Pedestal-Mounted, Square Concrete
Drinking Fountain Shown in Brown
Aggregate

-PF

Pet Fountain Receptor



GVM49

Barrier-Free, Bi-Level
Pedestal-Mounted, Square
Concrete Drinking Fountain
Shown in Tan
Aggregate with
Pet Fountain Receptor



GVJ19

Barrier-free, Pedestal- Mount-
ed, Square
Concrete Drinking
Fountain shown in
Brown Aggregate

-PF

Pet Fountain Receptor

NOTE: All of our Contemporary Series Fountains can be ordered with SafeWater® (NP) or Freeze-Resistant options.

Pool and Beach

SHOWERS

These shower units are the perfect partners for fun in the sun! Powder coated or stainless steel shower units are available. Optional foot showers available on most models.



M-PCS14-GB-FS

Column Shower with Dual Height Shower Heads, Dual Grab Bars and Foot Wash Shown in all-Stainless Steel

- Increased accessibility with two shower heads and one foot shower
- Grab bar accessibility
- Multiple color options



M-PBF17

Pedestal Shower with Drinking Bubbler and Spigot Foot Wash Shown with Blue Powder Coat

- One shower head and one foot shower
- Includes simple bubbler
- Pull-chain activation
- Multiple color options

M-PCS14-FS

Column Shower with Foot Shower Shown in all-Stainless Steel

- One shower head and one foot shower
- Pushbutton activation

M-PCS14-FS

Column Shower with Foot Shower Shown in Red Powder Coat

- One shower head and one foot shower
- Pushbutton activation
- Multiple color options

OPTIONAL CONFIGURATIONS AVAILABLE ON SHOWER UNITS.

Special Applications SERIES

Year Round Freeze Resistance

Special series fountains and jug fillers feature trim line designs that save space. Perfect for roadside rest areas, parks, schools and camping and picnic areas. All inner parts are removable for convenient, above-grade maintenance.



M-ESH175

3/4" Compression Jug Filler, Self-Closing Lever Handle, Side Inlet

- Trim line design
- Freeze-resistant
- Optional double-ball check valve

M-84

Square Pushbutton Jug Filler

- Constructed of galvanized steel
- Pushbutton operation
- Multiple color options (shown in Green Powdercoat and optional hose holder)

-FRU1

Year-Round Freeze-Resistant

Also Available:

M-ESH175VA

3/4" Compression Jug Filler, Self-Closing Lever Handle, Reduced Pressure Spring, Side Inlet

-BFH

Double Ball Check Valve

SafeWater®

All Season - All Location Sanitary Drinking Fountains and Hydrants

Pushbutton, freeze resistance design. Non-pollutable units are completely sealed against groundwater contamination. Upon use, water held in reservoir is evacuated to the drain before incoming fresh water flows to bubbler. These fountains are the answer to all code requirements. For year-round applications.

NOTE: All of our Contemporary Series Fountains can be ordered with SafeWater® (NP) or Freeze Resistance options.



GRM45-NP2

Barrier-free, Pedestal-Mounted Bi-Level Round Drinking Fountain
Shown in Textured Alpine Blue



GSM55-NP2

Barrier-Free Bi-Level Pedestal-Mounted Square Stainless Steel
Shown in Textured Fairway Green

SafeWater® refers to sanitary water or specific product applications addressing specific environmental issues, primarily sanitary water.

MORRIS GROUP INTERNATIONAL

WWW.MORRISGROUPINT.COM

Manufacturing Divisions

WATER CONTROLS



DRAINAGE



PLUMBING FIXTURES & ACCESS



FIRE PROTECTION



MANUFACTURING SUPPORT



Sales & Distribution



UNITED KINGDOM



ELMCO + ASSOC.



CANADA



UNITED ARAB EMIRATES



MORRIS INDUSTRIES MEXICO



WARNING: Cancer and Reproductive Harm - www.P65Warnings.ca.gov

murdock
SINCE 1853

STREET ADDRESS
15125 PROCTOR AVENUE
CITY OF INDUSTRY, CA 91746

MAILING ADDRESS
P.O. BOX 3527
CITY OF INDUSTRY, CA 91744

PHONE: (626) 336-4561
E-MAIL: INFO@MURDOCKMFG.COM

L1001335
0724